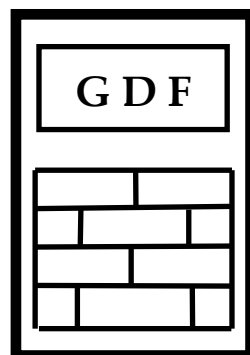


GDF DATA BANKS BULLETIN



VOL. 17 , No. 7

Sydney, July 2013

AUSTRALIA

Content

	no. pages
Time as unique base quantity. Proceedings of the 16th International Congress of Metrology, 7-10 October 2013, Paris, France.	4
About the author	1
Previous issues of GDF DATABANKS BULLETIN Errata	3

8+3 pages

any reproduction from
GDF DATABANKS BULLETIN
in other documents and/or publications
needs the written agreement of the author
All correspondence at: dragan_gdf@yahoo.com

ISSN 1453 - 1674



This Bulletin is registered at:

- Biblioteca Nationala a Romaniei, Bucharest and
- National Library of Australia, Canberra

www.gdfdatabanks.ro

TIME AS UNIQUE BASE QUANTITY

Gh. Dragan
 www.gdfdatabanks.ro
 dragan_gdf@yahoo.com

Résumé

Les plus importants principes topoénergétiques sont décrits avec le but de surligner les relations UNIVERSELS entre conversion temporelle d'un system en transformation et l'un de potentiel dominant. Il résulte que : (i) n'importe quelle grandeur peut être étalonnée en unité de temps et (ii) n'importe quelle grandeur peut être étalonnée avec l'autre.

Abstract

Main topoenergetic principles are reviewed in view to emphasize the UNIVERSAL relationships between time conversion of a system in transformation and one of its governing potentials. It results that: (i) any quantity can be calibrated in unit of time and (ii) any quantity can be calibrated by another one.

Short history of topoenergetic principles

Topoenergetic principles were initiated by calorimetric studies of polyethylene morphologies created by different thermal, mechanical and/or chemical treatments [1,2]. The basic observation was that all systems in transformation have composite structure because at least two components interact between them and exchange energy (heat) with the surrounding medium (Figure 1). Calorimetry was the most appropriate analytical technique allowing development of topoenergetic principles [1,3]. In view to quantitatively describe the kinetics of the transforming process by its components, I considered the energy circuit in similar terms like electric circuits, i.e. as composed by components with elementary behaviours: resistors, capacitors, energy sources, etc. This idea was launched in the same period of time by Oster and Auslander [4], but unfortunately they considered on the one hand very complicated cases and on the other hand that

these components are spatially distributed in the transforming system. In this way mathematical description became unrealistic.

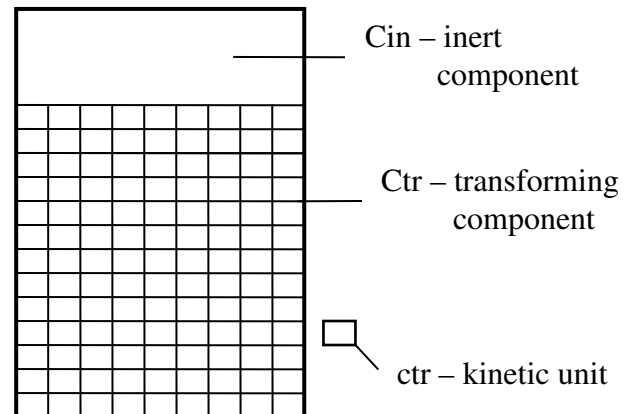


Figure 1. Composite structure of a test specimen in transformation.

The first kinetic equation established in topoenergetic terms was a modified Arrhenius equation applied for crystallization of polyethylenes by using a so called “drop calorimetry” [5]. The experimental principle of this technique consists in keeping first the calorimetric cell with the specimen at a temperature over melting point, T_m , and dropping it in the calorimeter already prepared at crystallization temperature, T . Two exothermal flows appear, namely: one immediately at the contact with calorimeter (at time considered zero) given by inert component, C_{in} , denoted as w_{in} , and the flow delayed at a specific time, t_i , given by component in transformation, C_{tr} (w_{tr}), in this case the phase which crystallizes. The kinetic equation is:

$$\ln(t_i \cdot T) = -E / (R \cdot T) + K \quad (1)$$

where E – activation energy, R – the gas constant, T in Kelvin and the free term

$$K = \ln(C_{in} \cdot R \cdot E / R) \quad (2)$$

where R – is the dissipative (resistive) element specific to the experimental device. It is important to mention that if we repeat experiments with the same sample, but using different specimen size and/or calorimeters, the parameters (t_i , E , K) may be different. In this experiment temperature is the potential governing the transforming process and T_m is the threshold value above which the crystallization does not occur. In other words, the calorimetric experiment reveals the evolution of the test specimen between two equilibrium states located on the both sides of the threshold value.

The same equation was proved to be valid for processes occurring by increasing temperature, i.e. the process occurs at a temperature over the threshold value (for instance melting [6], curing-polymerization [7], etc.). By considering more transforming processes driven by temperature by using different measuring systems (analytical techniques), but the same principle of stepwise perturbation crossing a threshold value, kinetic equation remains valid [8,9].

Table 1. ARRHENIUS representation:

$$\ln(t_i * T) = -E / (R * T) + K;$$

$$K = n1 * E + m1$$

win*wtr	E*n1	P	E
+	+	+	ln(Ctr)
-	-	-	-ln(Ctr)

However, Arrhenius representation is very limited firstly because kinetic equation (1) does not consider threshold value (generally denoted as T_o), and secondly because can not describe the all kinds of transforming processes governed by general potential U .

By considering a large variety of transforming processes evidenced by the same experimental principle of stepwise perturbation crossing the threshold value U_o , the following UNIVERSAL kinetic equation was established:

$$\ln(t_i) = N * \ln|U - U_o| + M \quad (3)$$

where parameters (N, M, U_o) univocally define the behaviour of the tested sample in the considered measuring system. Parameters (E, K) and (N, M, U_o) define the amplitude and the nature of the transforming process or the ontogeny of the tested sample. Furthermore, if

we test in the same measuring system different samples showing the same process of transformation, but with different ratio of C_{in} and C_{tr} , their ontogeny parameters show the first phylogeny relationship in both Arrhenius and UNIVERSAL representations:

$$K = n1 * E + m1 \quad (4)$$

$$M = n1 * N + m1$$

where ($n1, m1$) are first phylogeny parameters defining the nature of the transforming process common to the tested samples.

Table 2. UNIVERSAL representation:

$$\ln(t_i) = N * \ln|U - U_o| + M$$

$$M = n1 * N + m1$$

N*n1	N	P	M	-M/N	-N^2/M
+	-ln(Ctr)	-	ln(Ctr)	ln(ctr)	CS
-	ln(Ctr)	+	-ln(Ctr)	-ln(ctr)	-CS

Another important parameter is the process polarity, P , which was initially defined as a trivial parameter for thermally driven processes as revealed in calorimetric systems (Table 1).

UNIVERSAL representation allows defining also the coupling strength (CS) between C_{tr} and C_{in} (Table 2). For groups of samples showing different nature of transforming processes, it is possible to establish higher phylogenies [1,6], so the overall experimental data have a pyramidal structure (Table 3). For instance energy structure of atoms and all atomic spectra can be described by a unique pyramid of topoenergetic parameters [10].

Standard Experimental Conditions (SEC)

Figure 2 suggestively presents the experimental procedure in view to define the ontogeny of a system according to topoenergetic principles. There are represented three sections: the bellow sections represent the stepwise perturbation on the governing potential U by increasing (1) or decreasing (2) crossing the threshold value U_o . In the upper section the triggered process of transformation is revealed by the time conversion of a response function, Θ , between the two equilibrium values $\Theta_{1,2}$, or by its derivative, $d\Theta/dt$, defining the induction time, t_i as the eigenvalue from the considered response function. In general the effect of C_{in}

can be removed and/or neglected. It is important to mention that in view to define the ontogeny parameters and subsequently the higher phylogenies, all experiments must be performed in the same Standard Experimental Conditions (SEC), namely:

- (i) Conditions of repeatability;
- (ii) the same size & shape of tested specimens;
- (iii) by applying an increasing or decreasing stepwise perturbation of governing potential, U , crossing the threshold value U_0 specific to the transforming process;
- (iv) by considering the same response function, its eigenvalue, governing potential and by keeping unchanged the units for all quantities during all measurements;
- (v) linear relationships can be established between parameters obtained in two different repeatable conditions [11].

Metrological aspects

The UNIVERSAL kinetic equation establishes the univocal relationship between t_i and U specific for a transforming process which can be considered as a calibration curve of U units in time units.

Furthermore, t_i is a particular case of eigenvalue from time conversion of the response function. It can be replaced by other specific quantities; for instance, electric resistance of NTC-thermistors as a function of temperature, a.c. electric conductivity quantities as a function of solute concentration in electrolyte solutions, etc. [10]. Topoenergetic principles can solve many problems of actual metrology (for instance viscosity).

Table 3. Pyramidal structure of data bank obtained according to topoenergetic principles.

(ni, mi)	higher phylogeny parameters
(n1, m1)	first phylogeny parameters
(E, K), (N,M, Uo)	ontogenic parameters
(ti, U)	basic experimental data obtained in accurate SEC

References

- [1] Gh.Dragan, "Amorphous-crystalline coupling in polyethylene. IX. Study of the transforming branches by step calorimetric system", Rev. Roumaine Chim., Vol. 28(9,10), pp.1315-1326 (1981).
- [2] Gh.Dragan, "Topological model of the crystalline morphology in polyethylene with grafted defects", J. Polymer Symposium, Vol.64, pp.141-148 (1978).
- [3] Gh.Dragan, "Topological aspects of differential thermal analysis", J. Thermal Anal., Vol.9, pp.405-414 (1978).
- [4] G.F.Oster and D.M.Auslander, "Topological representations of thermodynamic systems. I. Basic concepts", J. Franklin Inst., Vol. 292, pp. 1-7 (1971).
- [5] Gh.Dragan, "Amorphous-crystalline coupling in polyethylene. VII. Study of crystallization kinetics in the approximation of the purely thermal dissipative coupling", Rev. Roumaine Chim., Vol.23(4), pp.629-635 (1978).
- [6] Gh.Dragan, "Topoenergetic properties of amorphous and crystalline modifications associated with annealing and melting of chlorinated polyethylenes", Acta Polymerica, Vol.37(10), pp.620-628 (1966).
- [7] Gh.Dragan and F.Stoenescu, "Purely dissipative coupling model applied to the curing reaction of an epoxide system", Rev. Roumaine Chim., Vol. 24(1), pp.55-57 (1979).
- [8] Gh.Dragan, and G.Banica, "Mechanical stability of polystyrene and polystyrene-based compounds defined by topoenergetic study of ductile-to-brittle transitions", Phys.Chem. Mechanics, Vol. 10, pp.41-44 (1983).
- [9] Gh.Dragan, "Structural and relativistic aspects in transforming systems. I. Arrhenius and Universal representations of thermally driven processes", GDF Databanks Bull., Vol. 15 (2), pp.3-22 (2011).
- [10] GDF Databanks Bull. (ISSN 1453-1674) publishes applications of topoenergetic principles. It is registered at Biblioteca Nationala a Romaniei and National Library of Australia and it is also posted on the website www.gdfdatabanks.ro
- [11] Gh.Dragan, "Universal representation of amorphous and crystalline phases", Acta Polymerica, Vol.36(9), pp.499-509 (1985).

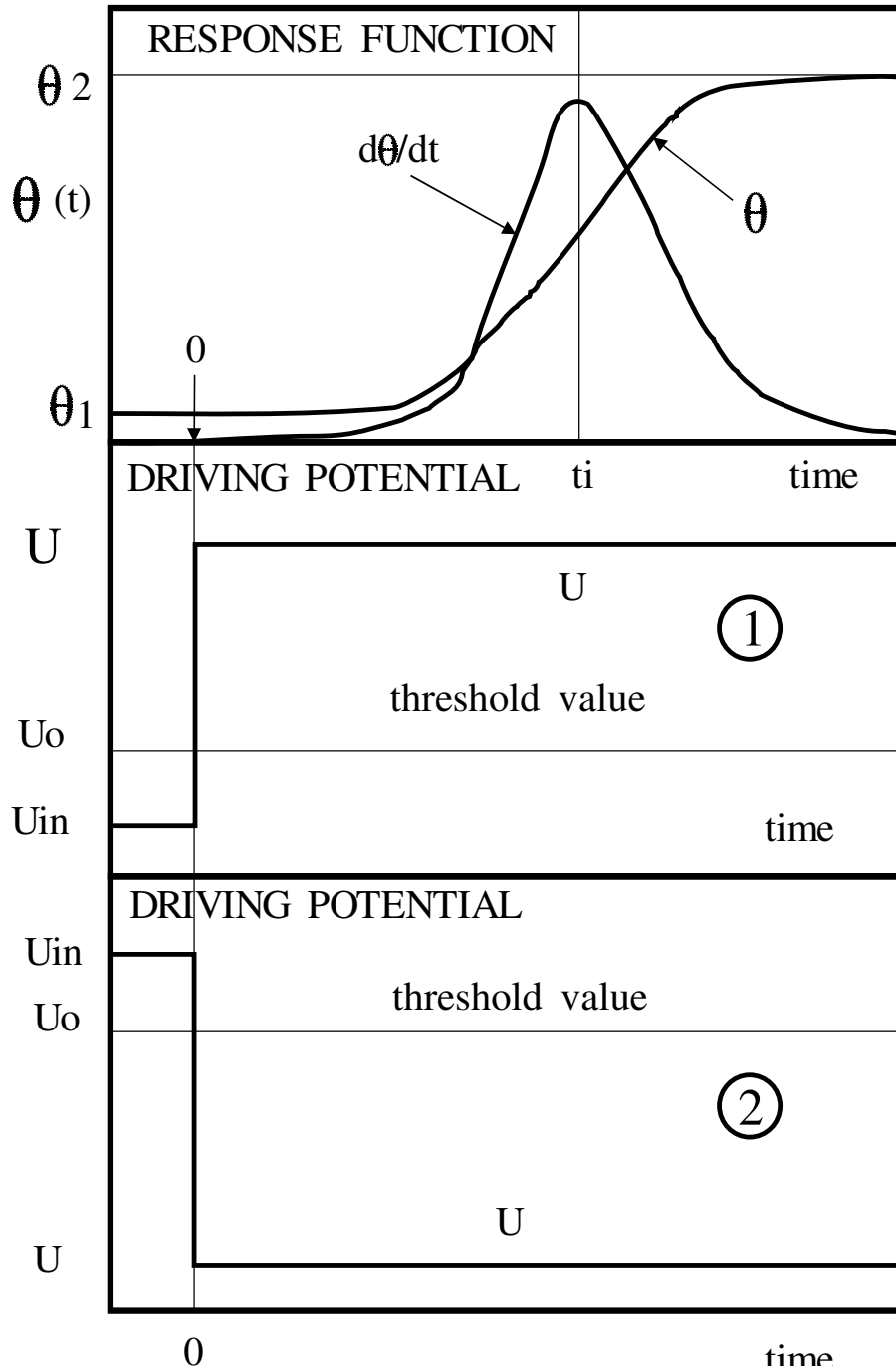


Figure 2. Standard experiment according to topoenergetic principles.

About the author:

First name	Gheorghe
Last name	Dragan
Born	1 September 1945, Ploiesti, Prahova (Romania)
Studies	Faculty of Physics, University of Bucharest, Romania (1963-1968) Ph.D.in Physics, University of Bucharest, Romania (1980)
experience	<ul style="list-style-type: none">● Head of material testing laboratory, ICECHIM, Polymer Department, Bucharest (1969-1979);● Initiator and leader of the research project on new forms and sources of energy; ICECHIM, Center of Physical Chemistry (1979-1988);● Head of laboratory of analytical devices and measuring instruments, AMCO-SA, Bucharest (1988-1993);● Technical manager of GDF-DATA BANKS, Bucharest (1993-2008);● Expert metrologist, Romanian Bureau of Legal Metrology, Bucharest, Romania (1997-2000).
publications	<ul style="list-style-type: none">● >100 scientific papers● >70 scientific communications● 17 patents● 5 books
Address:	all correspondence by e-mail: dragan_gdf@yahoo.com

Year	VOL	NO	Content (titles)	(\$*)
1997	1	1	Editorial: Databanks – the compulsory language. LOGKOW – a Databank of evaluated octanol-water partition coefficients (James Sangster). Solubility behavior introducing topoenergetic working principles. Comments on 1-octanol-water partition of several n-alkane related series.	F
1997	1	2	Guide of good practice in metrology (Romanian)	AFI
1998	2	1	Editorial: socio-psychological implications in creation and utilization of a databank (Ioan-Bradu Iamandescu); Behavior in vapor-liquid equilibria (VLE): I. Structural aspects; Behavior in vapor-liquid equilibria: II. Several structures in databanks; Symposium on VDC-4 held on 30 October 1997 at Lubrifin-SA, Brasov (Romania).	F
1998	2	2	Practical course of metrology (Romanian)	AFI
1998	2	3	DIFFUTOR-01: Thermally driven diffusion in pure metals	AFI
1998	2	4	VAPORSAT-01: Databanks of thermally driven VLE. The first 100 simple molecules	AFI
1999	3	1	Editorial: New trends in material science: nanostructures (Dan Donescu) DIFFUTOR: Databanks of diffusion kinetics. VAPORSAT: Databanks of vapor-liquid separation kinetics.	F
1999	3	2	Discussions on Applied Metrology	AFI
2000	4	1	Editorial: Laboratory accreditation and inter-laboratory comparisons (Virgil Badescu) Doctoral Theses – important data banks. GDF intends to open new series of experiments on thermo-physical properties. Some comments on uncertainty: global budget and DFT analysis. Events: The 9 th International Metrology Congress, Bordeaux, France, 18-21 October 1999.	F
2000	4	2	Measurement and Calibration.	AFI
2001	5	1	Editorial: Metrology ensures moral and technological progress. Topoenergetic aspects of amorphous-crystalline coupling. I. Composite behavior of water and aqueous solutions (paper presented at nanotubes and Nanostructures 2001, LNF, Frascati, Rome Italy, 17-27 October 2001). Events: Nanotubes and nanostructures 2000.School and workshop, 24 September – 4 October 2000, Cagliari, Italy.	F
2001	5	2	Editorial: Viscosity – a symptomatic problem of actual metrology. Visco-Dens Calorimeter: general features on density and viscosity measurements. New vision on the calibration of thermometers: ISOCALT® MOSATOR: Topoenergetic databanks on molten salts properties driven by temperature and composition.	F
2002	6	1	MOSATOR-01: Topoenergetic databanks for one component molten salts; thermally driven viscosity and electrical conductance.	AFI

2002	6	2	Editorial: HuPoTest - Operator calibration or temporal scale psychic test. MOSATOR: topoenergetic databanks of one component molten salts; thermally driven viscosity and electrical conductance.	F
2002	6	3	Editorial: Quo vadis Earth experiment? ISOCALT® : Report on metrological tests	F
2003	7	1	Editorial: Time – an instrument of the selfish thinking. 1 st NOTE: Homoeopathy: upon some efficient physical tests revealing structural modifications of water and aqueous solutions. I. Mixing experiments.	F
2004	8	1	Metrological verification and calibration of thermometers using thermostats type ISOCALT® 21/70/2. Metrological verification and calibration of thermometers using thermostats type ISOCALT® 2.2R.	F
2004	8	2	Aspects of correct measurements of temperature. I. measurement of a fixed point according to ITS-90. Physics and Homoeopathy: some physical requirements for homoeopathic practice.(Plenary lecture at the 19 th SRH National Congress, 21-22 September 2004, Bucharest, Romania)	F
2005	9	1	AWARD for ISOCALT® at the International Fair TIB-2004, October 2004, Bucharest. ISOCALT® 3/70/21 was awarded in a selection of 20 products by a commission of experts from the Polytechnic University of Bucharest. Upon some aspects of temperature measurements. (12 th International Metrology Congress, 20-23 June 2005, Lyon, France)	F
2005	9	2	A new technique for temperature measurement and calibration. National Society of Measurements (NSM). Important warning for T-calibrator users: MSA has chose metrology well calibrators from Fluke (Hart Scientific).	F
2005	9	3	Universal representation of Cancer Diseases. 1. First sight on NSW-2003 report. Universal representation of Cancer Diseases. 2. UK cancer registrations on 1999-2002. Vital Potential can estimate our predisposition for cancer diseases.	F
2006	10	1	NTC – thermistors -1	AFI
2007	11	1	HuPoTest - 40 years of continuous research Basic rules for preventing and vanishing cancer diseases Climate change = change of mentality Hot nuclear fusion – a project of actual mentality	F
2007	11	2	MT – Introduction to Mental Technology HuPoTest – general procedure, assignments of results, specimen of complete test, order and obtain your complete HuPoTest report	F
2007	11	3	TRESISTOR© - data banks of materials with thermally driven electric and magnetic properties TRESISTOR© - NTC -1 - data bank of NTC thermistors	AFI
2008	12	1	Australian population: life, death and cancer	F
2008	12	2	Pattern of Cancer Diseases	F

2008	12	3	Adiabatic calorimetry – summary description of the demo prototype	F
2008	12	4	Flight QF 30 and even more... Temperature calibration of NTC-thermistors. 1.Preliminary results.	F
2009	13	1	Proposal for interlaboratory comparisons. Calibration of NTC-thermistors (The 14 th International Metrology Congress, Paris, France, 22-25 June 2009).	F
2009	13	2	Sudoku – un algoritm de rezolvare. (Sudoku – an algorithm for solution).	AFI
2009	13	3	Cancer and Diabetes – as social diseases. (Open letter to all whom it may concern).	F
2010	14	1	Studies on cement hydration by High Resolution Mixing Calorimetry (HRMC).	F
2010	14	2	Measuring tools for subtle potentials; pas-LED: an efficient measuring tool for subtle potentials.	F
2010	14	3	Upon some features of cancer in Australia: 1982 – 2006.	F
2010	14	4	Cancer as an erosion process in human society.	F
2010	14	5	Cancer erosion in Australian human society: 1982 – 2006.	F
2010	14	6	Cancer erosion in German human society:1980-2008.	F
2011	15	1	Procedures and devices for energy and water saving. (I) (in Romanian).	F
2011	15	2	Structural and relativistic aspects in transforming systems. I. Arrhenius and Universal representations of thermally driven processes.	F
2011	15	3	Topoenergetic aspects of water structuring as revealed by ac electric conductivity.	F
2011	15	4	Topoenergetic aspects of human body	F
2011	15	5	HuPoTest: four month study of a case	F
2012	16	1	DTA study of water freezing. I. Upon some aspects of repeatability.	F
2012	16	2	DTA study of water freezing. II. Statistical features on one week of experiments.	F
2012	16	3	DTA study of water freezing. III. New facts on daily mental field.	F
2012	16	4	Mental field and state of health. Câmpul mental și starea de sănătate.	F
2013	17	1	DTA study of water freezing. IV. New facts on energy circuits.	F
2013	17	2	DTA study of water freezing.V.Effect of a mental antenna	F
2013	17	3	AC electric conductivity of untreated and mentally treated electrolyte aqueous solutions.	F
2013	17	4	DTA study of water freezing. VI. Mental field in a working day.	F
2013	17	5	DTA study of water freezing. VII. More statistical features on one week of experiments.	F
2013	17	6	HuPoTest: New measurements and results	F

*) F=free, AFI=ask for invoice.

GDF DATABANKS BULLETIN, VOL. 17, NO.7, 2013
Please feel free to distribute in integral form this issue.
All correspondence at the author.
dragan_gdf@yahoo.com

Any reproduction from
GDF DATABANKS BULLETIN
in other documents and/or publications
needs the written agreement of the author

ERRATA:

VOL	NO	place	was written	must be
15	2	Figure 5	P+	P-
15	3	page 5, row 7 down-to-up	x=2	x=0.2

I encourage readers to advice me any observation.

ISSN 1453-1674



www.gdfdatabanks.ro